

OFFICE OF THE AUDITOR GENERAL


The Navajo Nation

**Report on Unspent Fund Balances
for the 110 Navajo Nation Chapters**

**Fiscal Year 2016
As of March 31, 2016**


**Report No. 16-29
September 2016**

Performed by:
Robert Jumbo, CFE, Senior Auditor
Jeremy Buckingham, Associate Auditor
Myrtis Begay, Associate Auditor



M-E-M-O-R-A-N-D-U-M

TO : 23rd Navajo Nation Council

FROM : 
Elizabeth Begay, CIA, CFE
Auditor General
OFFICE OF THE AUDITOR GENERAL

DATE : September 9, 2016

SUBJECT : Report on Unspent Fund Balances for the 110 Navajo Nation Chapters
as of March 31, 2016

The Office of the Auditor General herewith transmits Report no. 16-xx, Unspent Fund Balances of the 110 Chapters as of March 31, 2016. The Office of the Auditor General compiled the 110 chapters' financial data posted in their accounting system to identify unspent balances. The purpose of this report is to inform the Navajo Nation Council, chapter officials and the public on the chapter funds that contain unspent balances.

Compilation Results

Approximately \$73.4 million meant to provide services to chapter community members had gone unspent as of March 31, 2016. The unspent dollars consists of 12 major fund categories as outlined on page 1 of the report.

Recommendations

- The Administrative Service Centers should perform spending analysis of chapter funds to timely communicate with those chapters who failed to spend their allocation.
- The Administrative Service Centers or Division of Community Development should manage the funds of those chapters with no administrative staff (no Community Services Coordinator and Accounts Maintenance Specialist).
- The Navajo Nation Council should set timelines for chapters to expend annual and supplemental appropriations.
- The Navajo Nation Council should revisit laws that prohibit the lapsing of chapter funds at year end to determine if such prohibitions remain feasible.

If you have any questions about this report, please call our office at (928) 871-6303.

xc: Robert Begay, Department Manager
ADMINISTRATIVE SERVICE CENTER/DCD
110 Chapters
Chrono

TABLE OF CONTENTS

	<u>Page</u>
BACKGROUND AND REPORT HIGHLIGHTS	1
SCOPE AND METHODOLOGY	2
COMPILATION RESULTS	3
\$73.4 Million in Total Unspent Chapter Fund Balance	3
\$27.9 Million in Unspent Capital Outlay Funds	5
\$11.1 Million in Unspent Sales Tax Revenue Funds	6
\$5.7 Million in Unspent Temporary Employment Funds	7
\$3.8 Million in Unspent Emergency and Disaster Relief Funds	9
\$3.7 Million in Unspent Housing Discretionary Funds	10
\$1.8 Million in Unspent Education Funds	11
\$700,000 in Unspent Veterans Funds	13
Exhibit A: Breakdown of Chapter Funds by Fund Type	1-6

Report on Unspent Fund Balances For the 110 Navajo Nation Chapters

BACKGROUND

The purpose of this report is to provide a broad picture of chapter funds that contain unspent balances. Certain chapter fund balances are required to be expended for a specific project or purpose in accordance to the intent of the Navajo Nation Council when the fund was appropriated to the chapters. Accordingly, some fund balances represent unspent money that the chapters specifically budgeted for specified purposes pending project implementation. Some chapters are saving their funds for future uses such as to purchase heavy equipment or as matching for Navajo Nation, state and/or federal grants. Other chapters do not have administrative capacity due to no staff or high staff turnover which causes delays in expending their chapter funds.

The Budget and Finance Committee Resolution BFJA-05-12 and Fiscal Year 2015 Condition of Appropriation (COA) No. 11 granted the Auditor General view-only access to each chapter's accounting system and bank account(s). Accordingly, the view-only access enables the Office of the Auditor General to aggregate the information from the chapters' accounting systems and bank accounts and compile this report.

REPORT HIGHLIGHTS

As of March 31, 2016, there was approximately \$73.4 million of unspent dollars among the 110 chapters. These unspent dollars were spread across 12 major fund categories as follows:

<u>Fund Type</u>	<u>Unspent Fund Balance</u>	<u>Percentage</u>
Capital Outlay Fund	\$ 27,900,000	38%
Navajo Nation Sales Tax Revenue Fund	11,100,000	15%
Other ¹	8,700,000	12%
Temporary Employment	5,700,000	8%
Emergency and Disaster Relief Grant Fund	3,800,000	5%
Housing Discretionary Grant Fund	3,700,000	5%
General Fund Appropriation ²	3,600,000	5%
Local Governance Act (LGA) Grant Fund	2,600,000	4%
Stipends	2,400,000	3%
Student Educational Financial Assistance	1,800,000	2%
Land Claims Trust Fund	1,400,000	2%
Veterans Fund	700,000	1%
Grand Total:	\$ 73,400,000	100%

¹Other funds not specifically identified as a fund type (i.e. external grants, internal revenue, etc).

²Funds not identified for a specific purpose.

Note- Unspent Fund Balance rounded to nearest hundred thousand.

SCOPE AND METHODOLOGY

This report is referred to as 110 Chapters unspent funds at the end of March 31, 2016. This report provides an aggregation of chapter funds that contain unspent balances. The report is focused on informing the Navajo Nation Council, chapter officials and the public on the current status of chapter resources.

In compiling this report, the Office of the Auditor General used information from the chapters' accounting systems and bank accounts as of March 31, 2016. The overall results of \$73.4 million unspent dollars are preliminary (unaudited) because the Office of the Auditor General did not verify the accuracy of the posted transactions in the chapters' accounting systems.

The Office of the Auditor General expresses its appreciation to the Navajo Nation Council for granting the Auditor General view-only access to the chapters' accounting systems and bank accounts.

COMPILATION RESULTS

\$73.4 Million in Total Unspent Chapter Fund Balances

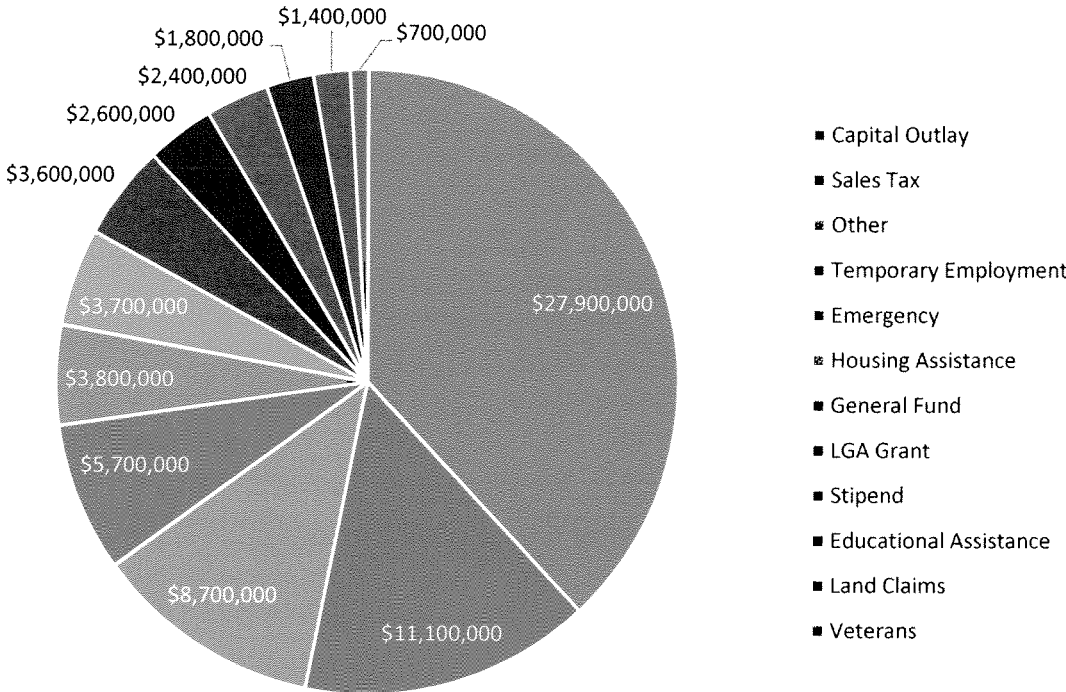
Chapter fund balances totaled approximately \$73.4 million as of March 31, 2016. Listed below are the 110 chapters and their fund balances, sorted from highest to lowest.

Chapters	Unspent Fund Balance	Chapters	Unspent Fund Balance
Tō Nanees Dizi*	\$ 4,850,000	Ganado*	\$ 600,000
Aneth*	1,820,000	Lukachukai	600,000
Shonto*	1,430,000	Teesto*	590,000
Tonalea*	1,420,000	Kin Dah Lichii*	580,000
San Juan*	1,350,000	Oak Springs	550,000
Upper Fruitland*	1,330,000	Klagetoh	550,000
Newcomb*	1,280,000	Naschitti*	550,000
Naatsis'áán	1,180,000	Tse ii ahi	540,000
Oljato	1,140,000	Cornfields*	540,000
Mariano Lake	1,110,000	Rock Point	530,000
Whippoorwill*	1,040,000	Tólikan*	520,000
Many Farms	990,000	Ramah	510,000
Beclabito*	970,000	Pinedale	510,000
Nenahnezad	960,000	Tselani/Cottonwood	500,000
Red Lake #18	940,000	Littlewater*	500,000
Greasewood Springs*	930,000	Teec Nos Pos	490,000
Houck*	920,000	Sheep Springs*	480,000
Cove*	920,000	Jedito	480,000
Forest Lake	890,000	Huerfano	470,000
Tse'Daa'Kaan*	880,000	Tsé si' áni*	470,000
Nazlini*	860,000	Shiprock	470,000
Counselor	850,000	Mexican Water*	470,000
Round Rock	850,000	Alamo	470,000
Low Mountain	840,000	Báahaáli*	460,000
White Rock*	840,000	Mexican Springs	460,000
Piñon*	840,000	Tsayatoh	450,000
Sanostee	840,000	Bahast'ah	440,000
LeChee*	820,000	Dilkon*	420,000
Coppermine	820,000	Toadlena/Two Grey Hills*	420,000
Bodaway/Gap*	800,000	Coalmine Canyon	420,000
Churchrock	790,000	Crystal	400,000
Chinle*	780,000	Red Valley	380,000
St. Michaels	780,000	Dennehotso*	380,000
Steamboat*	760,000	Red Rock	360,000
Kayenta*	750,000	Tsah Bii Kin	350,000
Torreon/Star Lake	740,000	Tsaile/Wheatfields	330,000
Fort Defiance*	740,000	Kai'Bii'To*	320,000
Ojo Encino*	730,000	Casamero Lake*	320,000
Leupp*	720,000	Iyanbito	280,000
Tachee/Blue Gap	720,000	Nageezi	280,000
Crownpoint	710,000	Indian Wells	270,000
Hardrock	700,000	Tolani Lake	270,000
Nahodishgish	700,000	Sawmill	260,000
Wide Ruins	700,000	Lake Valley	260,000
Black Mesa	690,000	Smith Lake	230,000
Chichiltah	660,000	Whitehorse Lake	230,000
Thoreau	660,000	Tohajiilee	210,000
Chilchinbeto*	650,000	Red Mesa	200,000
Coyote Canyon	640,000	Baca/Prewitt*	200,000
Tohatchi	630,000	Nahata Dziil*	190,000
Cameron	630,000	Tsidii To'ii*	170,000
Tiis Tsoh Sikaad*	620,000	Whitecone	170,000
Gadiiahi/Tokoi	610,000	Manuelito	160,000
Becenti	610,000	Rough Rock	150,000
Rock Springs	600,000	Pueblo Pintado	30,000

Note - Unspent Fund Balance rounded to nearest ten thousand. LGA-certified Chapters denoted by *.

The pie chart below lists the unspent balances by fund type compiled for all 110 chapters.

\$73.4 Million by Fund Type
As of March 31, 2016



\$27.9 Million in Unspent Capital Outlay Funds

The chapters maintained approximately \$27.9 million unspent funds designated for capital projects. Some chapters do not have administrative capacity due to no staff which causes delays in expending their capital outlay funds. Other chapters are saving their capital outlay funds for future uses such as matching for Navajo Nation, state and/or federal grants. Unless the chapters are able to provide grant agreement or construction contact as evidence that their capital outlay funds are encumbered or reserved, we deemed the capital outlay funds deposited in the chapter's bank accounts as unspent funds. Listed below are the 110 chapters and their approximate capital outlay fund balances, sorted from highest to lowest.

Chapters	Unspent Fund Balance	Chapters	Unspent Fund Balance
Mariano Lake	\$ 960,000	Chinle*	\$ 220,000
San Juan*	750,000	Whitehorse Lake	210,000
Aneth*	680,000	Leupp*	210,000
Naatsis'áan	620,000	Tsé si' ani*	200,000
Low Mountain	570,000	Nazlini*	200,000
Whippoorwill*	550,000	Báahaál*	200,000
Piñon*	530,000	Tsah Bii Kin	200,000
Tse'Daa'Kaan*	510,000	Tsaile/Wheatfields	190,000
Churchrock	510,000	Mexican Springs	190,000
Newcomb*	500,000	Tiis Tsoh Sikaad*	190,000
Red Lake #18	460,000	Tachee/Blue Gap	190,000
Counselor	450,000	Naschitti*	190,000
Torreón/Star Lake	440,000	Sheep Springs*	190,000
To Nanees Dizi*	420,000	Ramah	180,000
Sawmill	420,000	Tóhikan*	180,000
Upper Fruitland*	410,000	Bodaway/Gap*	170,000
Nahodishgish	410,000	Crystal	170,000
Hardrock	400,000	Alamo	170,000
Tonalea*	400,000	Iyanbito	170,000
Chíchiltah	400,000	Lake Valley	160,000
Cameron	390,000	Teesto*	160,000
Beclabito*	390,000	Coalmine Canyon	160,000
Many Farms	380,000	Chilchinbeto*	160,000
Round Rock	380,000	Toadlena/Two Grey Hills*	160,000
Cove*	360,000	Kin Dah Łichíí*	150,000
Ojo Encino*	350,000	Dilkon*	150,000
Thoreau	350,000	Huerfano	150,000
Wide Ruins	350,000	Fort Defiance*	140,000
Oljato	350,000	Tselani/Cottonwood	140,000
Black Mesa	340,000	Red Valley	140,000
Becenti	320,000	Jeddito	140,000
Gadiiahi/Tokoi	320,000	Shonto*	130,000
White Rock*	320,000	Smith Lake	130,000
Tse ii ahi	310,000	Ganado*	130,000
Nenahnezad*	300,000	Red Mesa	130,000
Lukachukai	300,000	Dennehotso*	120,000
Rock Springs	290,000	Kai'Bii'To	120,000
Crownpoint	290,000	St. Michaels	120,000
Rock Point	290,000	Nageezi	120,000
Tsayatoh	280,000	Tolani Lake	110,000
Oak Springs	280,000	Tohajiilee	90,000
LeChee*	270,000	Indian Wells	80,000
Houck*	270,000	Manuelito	80,000
Forest Lake	260,000	Red Rock	70,000
Coppermine	260,000	Whitecone	70,000
Klagetoh	260,000	Shiprock	60,000
Tohatchi	250,000	Baca/Prewitt*	50,000
Teec Nos Pos	240,000	Rough Rock	30,000
Cornfields*	240,000	Tsidíí To'ii*	30,000
Bahastí'ah	240,000	Kayenta*	30,000
Littlewater*	240,000	Greasewood Springs*	20,000
Steamboat*	230,000	Casamero Lake*	10,000
Sanostee	230,000	Nahata Dziiil*	0
Pinedale	230,000	Mexican Water*	(10,000)
Coyote Canyon	230,000	Pueblo Pintado	(40,000)

Note - Unspent Fund Balance rounded to nearest ten thousand.

\$11.1 Million in Unspent Sales Tax Revenue Funds

The chapters had a total of \$11.1 million unspent funds designated for infrastructure, economic development, and other governmental purposes. Listed below are the 110 chapters and their approximate sales tax revenue fund balances, sorted from highest to lowest. See notation on the Tō Nanees Dizi unspent fund balance.

Chapters	Unspent Fund Balance	Chapters	Unspent Fund Balance
Tō Nanees Dizi* (per sales tax ordinance)	\$ 3,590,000	Nahata Dziil*	\$ 50,000
St. Michaels	360,000	Tsé si' áni*	50,000
Many Farms	310,000	Crystal	50,000
Nazlini*	220,000	Mexican Water*	40,000
Round Rock	210,000	Torreon/Star Lake	40,000
Chinle*	210,000	Bahastl'ah	40,000
Hardrock	200,000	Teec Nos Pos	40,000
Fort Defiance*	200,000	Indian Wells	40,000
Black Mesa	190,000	Counselor	40,000
Upper Fruitland*	180,000	Tsaile/Wheatfields	40,000
Lukachukai	180,000	Cameron	30,000
Coyote Canyon	180,000	San Juan*	30,000
Shiprock	160,000	Churchrock	30,000
Tselani/Cottonwood	150,000	Sawmill	30,000
Oljato	150,000	Sheep Springs*	30,000
Aneth*	150,000	Whitecone	30,000
Mexican Springs*	150,000	Greasewood Springs*	30,000
Houck*	150,000	Ojo Encino*	30,000
Coppermine	140,000	Crownpoint	20,000
Forest Lake	130,000	Ramah	20,000
Oak Springs	130,000	Rock Springs	20,000
Red Lake #18	120,000	Tolani Lake	20,000
Teesto*	120,000	Red Rock	20,000
Sanostee	110,000	Alamo	20,000
Beclabito*	110,000	Red Valley	20,000
Naatsis' áan	100,000	Iyanbito	20,000
Kayenta*	100,000	Becenti	20,000
Wide Ruins	100,000	Tsah Bii Kin	20,000
Klagetoh	100,000	Tiis Tso Sikaad*	10,000
Whippoorwill*	100,000	Nahodishgish	10,000
Nenahnezad	100,000	Chichiltah	10,000
Low Mountain	100,000	Huerfano	10,000
Cove*	100,000	Thoreau	10,000
Steamboat	100,000	Bodaway/Gap*	10,000
Tohatchi	90,000	Bááháálí*	10,000
Tachee/Blue Gap	90,000	Tsayatoh	10,000
Tonalea*	90,000	Smith Lake	10,000
Chilchinbeto*	90,000	Shonto*	0
Piñon*	80,000	White Rock*	0
Gadiiahi/Tokoi	80,000	Lake Valley	0
Ganado*	80,000	Mariano Lake	0
Jeddito	80,000	Littlewater*	0
Leupp*	80,000	Nageezi	0
Pinedale	80,000	Rough Rock	0
LeChee*	80,000	Tohajiilee	0
Kin Dah Łichíí*	70,000	Pueblo Pintado	0
Rock Point	70,000	Tse ii ahi	0
Kai'Bii'To	70,000	Baca/Prewitt*	0
Naschitti*	60,000	Casamero Lake*	0
Coalmine Canyon	60,000	Whitehorse Lake	0
Newcomb*	60,000	Tsidfí To'ii*	0
Toadlena/Two Grey Hills*	60,000	Manuelito	(10,000)
Tóhikan*	50,000	Tse'Daa'Kaan*	(10,000)
Cornfields*	50,000	Dilkon*	(20,000)
Dennehotso*	50,000	Red Mesa	(20,000)

Note1 - Unspent Fund Balance rounded to nearest ten thousand.

Note 2 - Tō Nanees Dizi Chapter, per their sales tax ordinance, was allowed to invest 8% of their collected sales tax revenues into a long-term money market investment. As of 3/31/2016, \$430,000 is invested.

\$5.7 Million in Unspent Temporary Employment Funds

The chapters maintained fund balances totaling approximately \$5.7 million intended for temporary employment and on the job training. The unspent temporary employment funds consists of the \$1.8 million Summer Youth and \$3.9 million Public Employment Projects. Listed below are the 110 chapters and their approximate Summer Youth and Public Employment Projects unspent fund balances, sorted from highest to lowest as of March 31, 2016.

\$1.8 Million Summer Youth Employment Unspent Fund Balances

Chapters	Unspent Fund Balance	Chapters	Unspent Fund Balance
Crownpoint	\$ 80,000	Ojo Encino*	\$ 10,000
Nenahnezad	70,000	Red Valley	10,000
White Rock*	50,000	Dilkon*	10,000
Chichiltah	50,000	Wide Ruins	10,000
Churchrock	50,000	Indian Wells	10,000
Pinedale	40,000	Kayenta*	10,000
Whippoorwill*	40,000	Coppermine	10,000
Casamero Lake*	40,000	Tsayatoh	10,000
Tse ii ahi	40,000	Greasewood Springs*	10,000
Many Farms	40,000	Sawmill	10,000
Shiprock	40,000	Forest Lake	10,000
Littlewater*	40,000	Tohajilee	10,000
Tiis Tsoh Sikaad*	40,000	Piñon*	10,000
Beclabito*	40,000	Oljato	10,000
San Juan*	40,000	Chinle*	10,000
Red Lake #18	30,000	Steamboat*	10,000
Thoreau	30,000	Teec Nos Pos	10,000
Low Mountain	30,000	Tsah Bii Kin	10,000
Sanostee	30,000	Shonto*	10,000
Fort Defiance*	30,000	Whitecone	10,000
Teesto*	30,000	Huerfano	10,000
Gadiiahi/Tokoi	30,000	Leupp*	10,000
Alamo	30,000	Tachee/Blue Gap	10,000
Bááhááí*	30,000	St. Michaels	10,000
Ramah	30,000	Tõ Nanees Dizi*	10,000
Rock Point	30,000	Crystal	0
Counselor	30,000	Becenti	0
Newcomb*	20,000	Bahastl'ah	0
Mariano Lake	20,000	Tse'Daa'Kaan*	0
Jeddito	20,000	Iyanbito	0
Tsé si' áni*	20,000	Naatsis'áán	0
Bodaway/Gap*	20,000	Tsaile/Wheatfields	0
Houck*	20,000	Smith Lake	0
Torreón/Star Lake	20,000	Oak Springs	0
Ganado*	20,000	Baca/Prewitt*	0
Tohatchi	20,000	Black Mesa	0
Round Rock	20,000	Coyote Canyon	0
Aneth*	20,000	Chilchimbeto*	0
Kin Dah Elichí*	20,000	Red Mesa	0
Nahodishgish	20,000	Cameron	0
Toadlena/Two Grey Hills*	20,000	Hardrock	0
Naschitti*	20,000	Red Rock	0
Rough Rock	20,000	Tolani Lake	0
Nageezi	20,000	Upper Fruitland*	0
Tselani/Cottonwood	20,000	Tsidí To'ii*	0
Manuelito	20,000	Sheep Springs*	0
Coalmine Canyon	20,000	Mexican Springs	0
LeChee*	20,000	Cove*	0
Lake Valley	20,000	Tóhikan*	0
Lukachukai	20,000	Klagetoh	0
Cornfields*	20,000	Kai'Bii'To	0
Nazlini*	10,000	Dennehotso*	0
Rock Springs	10,000	Nahata Dził*	(10,000)
Tonalea*	10,000	Whitehorse Lake	(10,000)
Mexican Water*	10,000	Pueblo Pintado	(10,000)

Note - Unspent Fund Balance rounded to nearest ten thousand.

\$3.9 Million Public Employment Projects Unspent Fund Balances

Chapters	Unspent Fund Balance	Chapters	Unspent Fund Balance
Chinle*	\$ 130,000	Torreón/Star Lake	\$ 40,000
Tachee/Blue Gap	110,000	Tsaile/Wheatfields	30,000
Houck*	110,000	Nahodishgish	30,000
Red Lake #18	100,000	Pinedale	30,000
Tonalea*	100,000	Teesto*	30,000
Naatsis'áán	100,000	Klagetoh	30,000
Aneth*	100,000	Whippoorwill*	30,000
Kai'Bii'To	90,000	Whitecone	30,000
Leupp*	80,000	Greasewood Springs*	30,000
Sheep Springs*	80,000	Round Rock	30,000
Oljato	70,000	Rock Springs	30,000
Tselani/Cottonwood	70,000	Iyanbito	30,000
Nenahnezad	70,000	Coppermine	20,000
Cameron	70,000	Casamero Lake*	20,000
Bodaway/Gap*	70,000	Nageezi*	20,000
Cove*	70,000	Tohajiilee	20,000
Coyote Canyon	70,000	Indian Wells	20,000
Fort Defiance*	70,000	Rock Point	20,000
Steamboat*	70,000	Teec Nos Pos	20,000
Many Farms	60,000	Rough Rock	20,000
Beclabito*	60,000	Mariano Lake	20,000
Sanostee	60,000	Toadlena/Two Grey Hills*	10,000
Wide Ruins	60,000	Nahata Dziił*	10,000
Nazlini*	60,000	Black Mesa	10,000
Forest Lake	50,000	Tolani Lake	10,000
Red Mesa	50,000	Dennehotso*	10,000
Crystal	50,000	Mexican Water*	10,000
White Rock*	50,000	Whitehorse Lake	10,000
Cornfields*	50,000	Ojo Encino*	10,000
Ramah	50,000	Manuelito	10,000
Kin Dah Lichii*	50,000	Ganado*	10,000
Bááhááli*	50,000	Lake Valley	10,000
Bahastl'ah	50,000	San Juan*	10,000
Coalmine Canyon	50,000	Tólikan*	10,000
Oak Springs	50,000	Tsidii To'ii*	10,000
Counselor	40,000	Tō Nanees Dizi*	10,000
Mexican Springs	40,000	Tsé si' áni*	10,000
Kayenta*	40,000	Newcomb*	10,000
Tiis Tsoh Sikaad*	40,000	Tsayatoh	10,000
Tohatchi	40,000	Alamo	0
Churchrock	40,000	Chichiltah	0
Piñon*	40,000	St. Michaels	0
Red Rock	40,000	Lukachukai	0
Tsah Bii Kin	40,000	Smith Lake	0
Naschitti*	40,000	Low Mountain	0
Littlewater*	40,000	Shonto*	0
Chilchinbeto*	40,000	Huerfano	0
LeChee*	40,000	Tse'Daa'Kaan*	0
Gadiiahi/Tokoi	40,000	Dilkon*	0
Jeddito	40,000	Baca/Prewitt*	0
Red Valley	40,000	Tse ii ahi	0
Shiprock	40,000	Hardrock	(20,000)
Thoreau	40,000	Pueblo Pintado	(20,000)
Upper Fruitland*	40,000	Sawmill	(30,000)
Becenti	40,000	Crownpoint	(40,000)

Note - Unspent Fund Balance rounded to nearest ten thousand.

\$3.8 Million in Unspent Emergency and Disaster Relief Funds

The chapters had a total of \$3.8 million unspent funds designated for emergency and disaster relief services. Listed below are the 110 chapters and their approximate emergency and disaster relief fund balances, sorted from highest to lowest.

Chapters	Unspent Fund Balance	Chapters	Unspent Fund Balance
Jeddito	\$ 100,000	Tselani/Cottonwood	\$ 30,000
Naatsis'áán	100,000	Coalmine Canyon	30,000
Crownpoint	100,000	Lake Valley	30,000
Counselor	100,000	Tse ii ahi	30,000
Thoreau	90,000	Nageezi	30,000
Aneth*	90,000	Cornfields*	30,000
Many Farms	90,000	White Rock*	20,000
Greasewood Springs*	90,000	Tsayatoh	20,000
Houck*	90,000	Littlewater*	20,000
St. Michaels	80,000	Sawmill	20,000
Upper Fruitland*	80,000	LeChee*	20,000
Kin Dah Lichí*	80,000	Ramah	20,000
Low Mountain	80,000	Bodaway/Gap*	20,000
Steamboat*	80,000	Gadiiahi/Tokoi	20,000
Tonalea*	80,000	Piñon*	20,000
Sanostee	80,000	Pinedale	20,000
Forest Lake	70,000	Coppermine	20,000
Nazlini*	70,000	Shiprock	10,000
Beclabito*	70,000	Churchrock	10,000
Nahodishgish	70,000	Chilchinbeto*	10,000
Tsaile/Wheatfields	70,000	Chinle*	10,000
Oljato	60,000	Naschitti*	10,000
Fort Defiance*	60,000	Smith Lake	10,000
Red Lake #18	60,000	Iyanbito	10,000
Newcomb*	60,000	Shonto*	10,000
Bahastl'ah	60,000	Torreon/Star Lake	10,000
Wide Ruins	50,000	Dennehotso*	10,000
Coyote Canyon	50,000	Tiis Tsoh Sikaad*	10,000
Ganado*	50,000	Tolani Lake	10,000
Red Rock	50,000	Nenahnezad	10,000
Round Rock	50,000	Dilkon*	10,000
Whippoorwill*	50,000	Rock Point	10,000
Lukachukai	50,000	Casamero Lake*	10,000
Alamo	50,000	Kai'Bii'To	10,000
Kayenta*	50,000	Manuelito	0
Ojo Encino*	50,000	Tohajiilee	0
Becenti	50,000	Rough Rock	0
Oak Springs	40,000	Klagetoh	0
Tólikan*	40,000	Tohatchi	0
Chichiltah	40,000	Whitecone	0
Indian Wells	40,000	Cove*	0
Cameron	30,000	Teesto*	0
San Juan*	30,000	Red Mesa	0
Mariano Lake	30,000	Sheep Springs*	0
Bááhááli*	30,000	Tachee/Blue Gap	0
Huerfano	30,000	Baca/Prewitt*	0
Black Mesa	30,000	Pueblo Pintado	0
Teec Nos Pos	30,000	Mexican Springs	0
Leupp*	30,000	Crystal	0
Red Valley	30,000	Tse'Daa'Kaan*	0
Toadlena/Two Grey Hills*	30,000	Whitehorse Lake	0
Tsah Bii Kin	30,000	Tsidii To'ii*	0
Rock Springs	30,000	Mexican Water*	0
Hardrock	30,000	Nahata Dziil*	0
Tsé sí' áni*	30,000	Tò Nanees Dizi*	0

Note – Unspent Fund Balance rounded to nearest ten thousand.

\$3.7 Million in Unspent Housing Discretionary Funds

The chapters maintained almost \$3.7 million unspent funds designated for housing assistance. Listed below are the 110 chapters and their approximate housing discretionary fund balances, sorted from highest to lowest.

Chapters	Unspent Fund Balance	Chapters	Unspent Fund Balance
Sanostee	\$ 200,000	Ganado*	\$ 20,000
Tonalea*	190,000	Tólikan*	20,000
Oljato	190,000	Tse ii ahi	20,000
Aneth*	160,000	Upper Fruitland*	20,000
Fort Defiance*	110,000	St. Michaels	20,000
Tohatchi	110,000	Smith Lake	20,000
Dilkon*	110,000	Greasewood Springs*	20,000
Tachee/Blue Gap	90,000	Cove*	20,000
Alamo	80,000	Tsayatoh	20,000
Shonto*	80,000	Newcomb*	20,000
Crownpoint	80,000	Mariano Lake	20,000
Counselor	70,000	Tse'Daa'Kaan*	20,000
Klagetoh	70,000	Nageezi	20,000
Nenahnezad	70,000	Littlewater*	20,000
Ramah	70,000	Chichiltah	20,000
Red Valley	60,000	Red Rock	20,000
Huerfano	60,000	Becenti	10,000
Hardrock	60,000	Coyote Canyon	10,000
Steamboat*	50,000	Mexican Water*	10,000
Bodaway/Gap*	50,000	Bahastl'ah	10,000
Beclabito*	50,000	Red Mesa	10,000
Many Farms	50,000	Kai'Bii'To	10,000
Thoreau	50,000	Tolani Lake	10,000
Rock Point	50,000	Tō Nanees Dizi*	10,000
Kin Dah Lichii*	50,000	Casamero Lake*	10,000
Rock Springs	40,000	Indian Wells	10,000
Gadiiahi/Tokoi	40,000	Tsah Bii Kin	10,000
Naatsis'áán	40,000	Crystal	10,000
Teec Nos Pos	40,000	Tohajiilee	10,000
Tsaile/Wheatfields	40,000	Rough Rock	10,000
Coalmine Canyon	40,000	Pueblo Pintado	10,000
Torreón/Star Lake	40,000	Baca/Prewitt*	10,000
Jeddito	40,000	Whitehorse Lake	10,000
Leupp*	40,000	Cameron	10,000
LeChee*	40,000	Sheep Springs*	10,000
Whippoorwill*	40,000	Nahata Dziil*	0
San Juan*	40,000	Pinedale	0
Red Lake #18	40,000	Chinle*	0
Toadlena/Two Grey Hills*	40,000	Iyanbito	0
Round Rock	40,000	Bááhááli*	0
Wide Ruins	30,000	Cornfields*	0
Churchrock	30,000	Chilchinbeto*	0
Houck*	30,000	Lake Valley	0
Teesto*	30,000	Nazlini*	0
Tselani/Cottonwood	30,000	Manuelito	0
Forest Lake	30,000	Low Mountain	0
Tsé sí' áni*	30,000	White Rock*	0
Kayenta*	30,000	Mexican Springs	0
Piñon*	30,000	Oak Springs	0
Lukachukai	30,000	Tiis Tsoh Sikaad*	0
Shiprock	30,000	Sawmill	0
Dennehotso*	20,000	Black Mesa	0
Nahodishgish	20,000	Coppermine	0
Naschitti*	20,000	Tsidii To'ii*	0
Ojo Encino*	20,000	Whitecone	0

Note - Unspent Fund Balance rounded to nearest ten thousand.

\$1.8 Million in Unspent Education Funds

The chapters maintained fund balances totaling approximately \$1.8 million intended for education financial assistance. The unspent education funds consist of the \$1.3 million Scholarship General Fund and \$500,000 Scholarship Claims Fund. Listed below are the 110 chapters and their approximate education assistance fund balances, sorted from highest to lowest as of March 31, 2016.

\$1.3 Million Scholarship General Fund

Chapters	Unspent Fund Balance	Chapters	Unspent Fund Balance
Nenahnezad	\$ 130,000	Dilkon*	\$ 0
Aneth*	70,000	Tsé sí' áni*	0
Tonalea*	60,000	Manuelito	0
Littlewater*	50,000	Lake Valley	0
Whippoorwill*	50,000	Newcomb*	0
Red Lake #18	50,000	Low Mountain	0
Alamo	50,000	Houck*	0
Chinle*	40,000	Teesto*	0
Torreón/Star Lake	40,000	Cove*	0
Rock Point	40,000	Tohajiilee	0
Counselor	30,000	Rough Rock	0
Crownpoint	30,000	Ojo Encino*	0
San Juan*	30,000	Tohatchi	0
Tse ii ahi	30,000	Whitehorse Lake	0
Tiis Tsoh Sikaad*	30,000	Indian Wells	0
Becenti	30,000	Pueblo Pintado	0
Round Rock	30,000	Bodaway/Gap*	0
Gadiiahi/Tokoi	30,000	Casamero Lake*	0
Crystal	30,000	Upper Fruitland*	0
Tolani Lake	20,000	Jedito	0
Tsayatoh	20,000	Steamboat*	0
Bááháál*	20,000	Piñon*	0
Tselani/Cottonwood	20,000	Kayenta*	0
Huerfano	20,000	Sheep Springs*	0
Thoreau	20,000	Chichiltah	0
Fort Defiance*	20,000	Red Rock	0
Teece Nos Pos	20,000	Naschitti*	0
Greasewood Springs*	20,000	Iyanbito	0
Many Farms	10,000	Hardrock	0
Sanostee	10,000	Whitecone	0
White Rock*	10,000	Red Mesa	0
Wide Ruins	10,000	Tō Nanees Dizi*	0
Pinedale	10,000	Tsidii To'ii*	0
Nageezi	10,000	Cameron	0
Baca/Prewitt*	10,000	Coppermine	0
Forest Lake	10,000	Cornfields*	0
Red Valley	10,000	Coyote Canyon	0
Coalmine Canyon	10,000	Dennehotso*	0
LeChee*	10,000	Ganado*	0
Oljato	10,000	Tse'Daa'Kaan*	0
Nahodishgish	10,000	Kai'Bii'To	0
Leupp*	10,000	Kin Dah Lichii*	0
Mariano Lake	10,000	Lukachukai	0
Shonto*	10,000	Mexican Water*	0
Churchrock	10,000	Nahata Dziil*	0
Black Mesa	10,000	Naatsis'áán	0
Beclabito*	10,000	Nazlini*	0
Klagetoh	10,000	Ramah	0
Tóhikan*	10,000	Smith Lake	0
Oak Springs	10,000	Tachee/Blue Gap	0
Rock Springs	10,000	Tsaile/Wheatfields	0
Tsah Bii Kin	10,000	Bahast'ah	0
St. Michaels	10,000	Chilchinbeto*	0
Mexican Springs	0	Shiprock	0
Toadlena/Two Grey Hills*	0	Sawmill	(10,000)

Note – Unspent Fund Balance rounded to nearest ten thousand.

\$500,000 Scholarship Claims Fund

Chapters	Unspent Fund Balance	Chapters	Unspent Fund Balance
Tonalea*	\$ 50,000	Indian Wells	\$ 0
Greasewood Springs*	40,000	Coyote Canyon	0
Ramah	40,000	Low Mountain	0
Tohatchi	30,000	Black Mesa	0
Nazlini*	30,000	Cornfields*	0
Pueblo Pintado	30,000	Casamero Lake*	0
Mexican Water*	30,000	Red Rock	0
Rock Springs	20,000	Bááháálí*	0
Toadlena/Two Grey Hills*	20,000	Red Valley	0
Baca/Prewitt*	10,000	Oak Springs	0
Nahodishgish	10,000	Tse ii ahi	0
Tse'Daa'Kaan*	10,000	Nageezi	0
Mexican Springs	10,000	White Rock*	0
Huerfano	10,000	Dilkon*	0
Alamo	10,000	Tsayatoh	0
Cove*	10,000	Jeddito	0
Upper Fruitland*	10,000	Coalmine Canyon	0
Torreon/Star Lake	10,000	Nenahnezad	0
Lake Valley	10,000	Newcomb*	0
Whippoorwill*	10,000	Kai'Bii'To	0
Ojo Encino*	10,000	Red Lake #18	0
Crystal	10,000	Becenti	0
Churchrock	10,000	Chichiltah	0
Tsé sí' áni*	10,000	Hardrock	0
Mariano Lake	10,000	Littlewater*	0
Tselani/Cottonwood	10,000	Teesto*	0
Pinedale	10,000	Kin Dah Łichíí*	0
Crownpoint	10,000	Red Mesa	0
Tō Nanees Dizi*	10,000	LeChee*	0
Nahata Dziil*	10,000	Smith Lake	0
Thoreau	0	Tsidíí To'ii*	0
Tachee/Blue Gap	0	Cameron	0
Counselor	0	Chilchinbeto*	0
Leupp*	0	Chinle*	0
Klagetoh	0	Forest Lake	0
Gadiiahi/Tokoi	0	Tsah Bii Kin	0
Teec Nos Pos	0	Iyanbito	0
Kayenta*	0	Lukachukai	0
Coppermine	0	Naatsis' áán	0
Fort Defiance*	0	San Juan*	0
Beclabito*	0	Sanostee	0
Piñon*	0	Sheep Springs*	0
Shiprock	0	Shonto*	0
Bodaway/Gap*	0	Steamboat*	0
Wide Ruins	0	Tolani Lake	0
Tohajilee	0	Bahast'lah	0
Tólikan*	0	Naschitti*	0
Many Farms	0	Whitehorse Lake	0
Rock Point	0	Round Rock	0
Houck*	0	Dennehotso*	0
Ganado*	0	Oljato	0
Manuelito	0	Whitecone	(10,000)
Aneth*	0	St. Michaels	(10,000)
Tiis Tsoh Sikaad*	0	Tsaile/Wheatfields	(20,000)
Rough Rock	0	Sawmill	(20,000)

Note - Unspent Fund Balance rounded to nearest ten thousand.

\$700,000 in Unspent Veterans Funds

The chapters maintained fund balances totaling approximately \$700,000 intended for veterans assistance. Listed below are the 110 chapters and their approximate veterans assistance fund balances, sorted from highest to lowest.

Chapters	Unspent Fund Balance	Chapters	Unspent Fund Balance
Oljato	\$ 80,000	Baca/Prewitt*	\$ 0
Naatsis'áan	60,000	Coalmine Canyon	0
Mexican Water*	40,000	Leupp*	0
Tō Nanees Dizi*	40,000	Oak Springs	0
Sanostee	40,000	White Rock*	0
Round Rock	30,000	Mariano Lake	0
Chilchinbeto*	30,000	Rock Point	0
Churchrock	20,000	Tohatchi	0
Tsah Bii Kin	20,000	Ojo Encino*	0
LeChee*	20,000	Nenahnezad	0
Aneth*	20,000	Cameron	0
Counselor	20,000	Cornfields*	0
Alamo	20,000	Becenti	0
Red Valley	20,000	Steamboat*	0
Bááháali*	20,000	Houck*	0
Tse'Daa/Kaan*	10,000	Coyote Canyon	0
Tólikan*	10,000	Klagetoh	0
Tse ii ahi	10,000	Crystal	0
Many Farms	10,000	Nahodishgish	0
Low Mountain	10,000	Littlewater*	0
San Juan*	10,000	Kin Dah Lichif*	0
Manuelito	10,000	Shonto*	0
Huerfano	10,000	Sheep Springs*	0
Shiprock	10,000	Thoreau	0
Cove*	10,000	Ganado*	0
Dennehotso*	10,000	Teesto*	0
Bodaway/Gap*	10,000	Naschitti*	0
Upper Fruitland*	10,000	Tsidii To'ii*	0
Ramah	10,000	Nageezi	0
Indian Wells	10,000	Teec Nos Pos	0
Kai'Bii'To	10,000	Pueblo Pintado	0
Greasewood Springs*	10,000	Mexican Springs	0
Tohajiilee	10,000	Tolani Lake	0
Lukachukai	10,000	Casamero Lake*	0
Whitecone	10,000	Chinle*	0
Red Mesa	0	Fort Defiance*	0
Coppermine	0	Hardrock	0
Red Lake #18	0	Iyanbito	0
Chichiltah	0	Lake Valley	0
Black Mesa	0	Nazlini*	0
Gadiiahi/Tokoi	0	Newcomb*	0
Forest Lake	0	Piñon*	0
Wide Ruins	0	Red Rock	0
Kayenta*	0	Rock Springs	0
Tsaile/Wheatfields	0	Rough Rock	0
Beclabito*	0	Toadlena/Two Grey Hills*	0
Smith Lake	0	Torreón/Star Lake	0
Whippoorwill*	0	Tsayatoh	0
Tsé si' áni*	0	Bahastl'ah	0
Tonalea*	0	Whitehorse Lake	0
Tiis Tsoh Sikaad*	0	St. Michaels	0
Tachee/Blue Gap	0	Pinedale	0
Crownpoint	0	Dilkon*	0
Jeddito	0	Sawmill	0
Tselani/Cottonwood	0	Nahata Dziil*	(10,000)

Note - Unspent Fund Balance rounded to nearest ten thousand.

Breakdown of Chapter Funds by Fund Type

Listed below are the 110 Chapter's individual fund balances as of March 31, 2016.

Fund Type	Alamo	Aneth*	Baca/Prewitt*	Becenti	Beclabito*
Capital Outlay	171,061	677,782	54,813	324,900	389,106
Sales Tax	20,728	149,820	(1,509)	16,316	108,845
Other	(5,847)	369,391	97,028	12,649	151,678
Temporary Employment	31,394	118,598	1,432	39,649	97,145
Emergency	49,126	88,163	1,073	45,565	68,961
Housing Assistance	78,798	156,271	6,173	14,687	50,438
General Fund	1,788	81,790	(179)	2,254	9,473
LGA Grant	3,490	33,906	(6,290)	57,790	47,471
Stipend	16,729	23,642	20,259	44,241	21,460
Educational Assistance	54,671	72,992	27,308	29,057	11,168
Land Claims	27,615	28,287	(6,200)	18,797	8,126
Veterans	17,325	18,033	1,909	700	3,288

Fund Type	Tsidii To'ii (Birdsprings)*	Black Mesa	Bodaway/Gap*	Baahaaali (Breadsprings)*	Tiis Tsoh Sikaad (Burnham)*
Capital Outlay	29,937	343,430	174,193	202,859	188,518
Sales Tax	(3,933)	193,649	8,973	8,353	13,358
Other	97,040	40,756	293,681	36,608	102,637
Temporary Employment	9,370	16,130	92,580	72,671	80,284
Emergency	0	30,468	19,565	33,502	9,785
Housing Assistance	(153)	0	52,499	4,066	393
General Fund	0	40,327	(327)	4,251	147,602
LGA Grant	14,008	3,740	125,113	38,110	6,231
Stipend	19,259	7,312	22,748	19,773	22,767
Educational Assistance	0	10,257	4,389	24,426	31,288
Land Claims	7,039	2,639	888	3,099	13,674
Veterans	32	4,422	8,254	16,518	2,447

Fund Type	Cameron	Casamero Lake*	Chichiltah	Chilchinbeto*	Chinle*
Capital Outlay	389,370	13,797	395,972	157,661	220,510
Sales Tax	33,979	(3,333)	11,015	89,617	205,219
Other	53,552	146,702	1,652	112,025	52,622
Temporary Employment	72,483	63,402	53,625	42,095	136,382
Emergency	34,687	8,380	36,929	13,106	12,754
Housing Assistance	5,270	8,398	16,921	3,246	4,354
General Fund	1,794	61,302	13,362	158,669	71,210
LGA Grant	3,725	(5,435)	57,143	11,734	0
Stipend	19,570	23,314	15,264	28,425	19,050
Educational Assistance	0	2,876	526	(170)	38,756
Land Claims	13,451	(70)	56,793	10,020	16,021
Veterans	956	0	4,424	26,197	0

Fund Type	Churchrock	Coalmine Canyon	Coppermine	Cornfields*	Counselor
Capital Outlay	506,614	159,474	256,850	243,298	446,095
Sales Tax	31,156	57,661	138,754	51,962	39,785
Other	17,030	118	144,146	40,340	9,776
Temporary Employment	87,801	62,207	32,816	63,419	69,856
Emergency	13,256	27,097	15,459	25,765	97,079
Housing Assistance	33,237	40,710	0	4,029	72,901
General Fund	2,136	2,854	185,756	52,144	2,649
LGA Grant	7,451	3,276	0	27,380	18,221
Stipend	20,894	26,059	19,828	19,541	25,980
Educational Assistance	15,840	12,786	3,731	1,919	36,358
Land Claims	30,214	21,618	17,848	5,660	17,355
Veterans	24,286	1,713	4,660	756	17,857

Fund Type	Cove*	Coyote Canyon	Crownpoint	Crystal	Dennehotso*
Capital Outlay	364,345	230,910	289,490	173,330	123,747
Sales Tax	98,113	175,340	24,810	47,119	49,065
Other	165,517	9,059	48,375	9,072	18,445
Temporary Employment	69,913	71,221	33,158	55,724	11,718
Emergency	3,006	53,069	98,231	738	10,844
Housing Assistance	19,294	14,311	75,921	7,992	24,880
General Fund	79,878	4,006	6,881	87	101,360
LGA Grant	60,119	48,710	55,697	20,934	3,037
Stipend	22,053	22,292	25,330	42,632	22,033
Educational Assistance	11,947	2,021	36,804	33,811	(754)
Land Claims	13,812	10,986	12,780	5,514	5,261
Veterans	8,739	651	2,104	584	8,421

Fund Type	Dilkon*	Forest Lake	Fort Defiance*	Gadiiahi/Tokoi	Ganado*
Capital Outlay	146,945	264,436	139,569	322,389	129,363
Sales Tax	(16,571)	133,627	197,555	82,025	81,725
Other	(47,303)	253,232	11,191	(26,771)	217,645
Temporary Employment	10,465	60,708	99,510	69,103	34,010
Emergency	8,588	71,884	60,552	18,708	52,865
Housing Assistance	108,243	27,008	112,757	44,301	23,281
General Fund	159,563	29,850	(17)	325	(346)
LGA Grant	18,144	5,086	32,949	32,466	38,609
Stipend	19,519	19,061	34,537	20,281	20,045
Educational Assistance	4,886	13,202	21,188	31,465	2,400
Land Claims	9,656	5,649	27,285	9,998	1,579
Veterans	(169)	3,964	0	3,980	79

Fund Type	Greasewood Springs*	Hardrock	Tse'Daa'Kaan (Hogback)*	Houck*	Huerfano
Capital Outlay	22,932	403,081	508,421	267,705	145,599
Sales Tax	26,685	204,162	(10,200)	148,723	10,249
Other	581,917	31,015	5,977	98,089	12,468
Temporary Employment	39,226	(14,685)	3,294	129,829	7,023
Emergency	87,404	28,018	89	86,542	33,468
Housing Assistance	19,397	57,071	17,600	32,702	61,088
General Fund	6,567	(5,117)	281,499	84,678	100,940
LGA Grant	32,787	0	0	28,560	21,257
Stipend	33,970	(3,503)	29,631	22,559	18,900
Educational Assistance	58,753	178	12,849	5,409	30,841
Land Claims	18,415	986	16,353	17,007	16,367
Veterans	6,385	0	14,707	673	10,654

Exhibit A

Fund Type	Indian Wells	Tsah Bii Kin (Inscription House)	Iyanbito	Jeddito	Kai'Biit'To (Kaibeto)
Capital Outlay	77,897	196,326	166,820	136,308	121,487
Sales Tax	39,987	15,030	18,843	79,746	67,336
Other	9,397	15,674	3,001	7,680	14,806
Temporary Employment	28,951	48,899	28,422	62,854	90,283
Emergency	36,630	28,686	12,307	103,635	7,771
Housing Assistance	8,288	8,050	4,178	37,814	11,169
General Fund	933	0	7,334	0	(220)
LGA Grant	36,222	2,503	8,955	49,899	7,821
Stipend	19,101	750	20,347	907	(8,201)
Educational Assistance	3,290	6,150	76	1,216	232
Land Claims	7,264	7,584	9,401	(2,061)	2,897
Veterans	6,888	22,201	0	2,054	6,547

Fund Type	Kayenta*	Kin Dah Lichii (Kinlichee)*	Klagetoh	Lake Valley	LeChee*
Capital Outlay	25,634	149,400	256,114	160,410	268,719
Sales Tax	102,556	74,944	101,215	4,488	76,021
Other	299,687	112,053	6,140	2,895	39,172
Temporary Employment	53,306	66,656	30,421	28,238	56,955
Emergency	46,957	82,345	3,791	26,662	21,045
Housing Assistance	26,669	45,725	70,523	2,932	37,002
General Fund	130,375	298	33	580	195,971
LGA Grant	12,828	26,037	39,488	1,929	65,984
Stipend	27,115	22,457	22,889	17,327	19,297
Educational Assistance	4,302	22	11,319	12,201	11,608
Land Claims	19,567	3,588	7,769	(1,974)	13,768
Veterans	3,616	342	601	0	18,587

Fund Type	Leupp*	Littlewater*	Low Mountain	Lukachukai	Tsé sí' áni (Lupton)*
Capital Outlay	207,960	238,400	574,250	295,813	204,840
Sales Tax	78,857	2,161	98,631	179,500	47,593
Other	8,567	4,628	712	833	59,087
Temporary Employment	83,657	79,114	33,409	17,740	31,469
Emergency	30,344	23,000	81,305	49,788	27,286
Housing Assistance	37,015	17,119	1,958	26,090	26,802
General Fund	226,355	39,988	4,224	0	1,038
LGA Grant	10,585	27,346	5,460	1,625	22,500
Stipend	24,041	19,212	19,206	19,500	22,774
Educational Assistance	14,136	49,515	5,121	0	9,719
Land Claims	50	694	5,047	2,632	12,688
Veterans	1,705	456	11,358	5,576	3,049

Fund Type	Manuelito	Many Farms	Mariano Lake	Mexican Springs	Mexican Water*
Capital Outlay	77,756	376,709	964,984	190,916	(7,094)
Sales Tax	(8,247)	307,774	2,621	149,289	44,918
Other	92	562	(19,863)	2,512	84,865
Temporary Employment	29,314	102,630	38,689	44,342	25,641
Emergency	4,783	87,448	33,692	740	0
Housing Assistance	2,059	50,003	18,269	825	14,110
General Fund	991	115	12,409	3,713	109,448
LGA Grant	11,622	4,609	7,383	6,890	93,278
Stipend	18,534	19,004	19,818	29,523	22,800
Educational Assistance	6,099	17,448	15,370	17,502	26,260
Land Claims	3,749	11,436	12,152	11,531	8,340
Veterans	10,664	12,583	1,584	0	44,809

Exhibit A

Fund Type	Nageezi	Nahata Dziil*	Nahodishgish	Naschitti*	Naatsis'áan (Navajo Mountain)
Capital Outlay	116,606	(1,202)	414,007	185,553	621,487
Sales Tax	0	48,932	12,668	62,813	103,503
Other	10,375	121,594	7,316	60,301	49,463
Temporary Employment	36,079	6,839	52,484	59,595	102,289
Emergency	26,187	0	65,676	12,489	101,217
Housing Assistance	17,272	4,512	24,757	24,291	43,091
General Fund	7,828	0	8,222	94,982	1,007
LGA Grant	73	(2,712)	31,343	13,816	47,804
Stipend	20,691	15,549	52,229	29,551	19,839
Educational Assistance	15,150	5,289	23,032	34	0
Land Claims	28,894	1,341	6,697	4,842	27,856
Veterans	23	(8,153)	471	36	64,988

Fund Type	Nazlini*	Nenahnezad	Newcomb*	Oak Springs	Ojo Encino*
Capital Outlay	204,464	301,251	495,363	282,367	352,808
Sales Tax	215,884	99,947	57,255	132,114	25,755
Other	230,579	52,119	557,151	(3,121)	48,261
Temporary Employment	69,511	144,769	30,816	47,122	24,823
Emergency	69,218	9,530	56,661	44,588	45,648
Housing Assistance	2,899	70,121	18,725	620	23,844
General Fund	0	6,461	0	0	70,153
LGA Grant	621	98,803	28,771	9,139	52,481
Stipend	19,096	29,104	22,534	20,390	41,204
Educational Assistance	28,423	129,546	3,552	7,872	9,090
Land Claims	23,349	13,709	10,216	7,857	34,598
Veterans	0	962	0	1,681	1,067

Fund Type	Oljato	Pinedale	Piñon*	Pueblo Pintado	Ramah
Capital Outlay	345,257	233,254	526,122	(44,823)	184,505
Sales Tax	150,037	76,298	84,983	(7)	24,693
Other	9,580	2,104	97,329	142,868	0
Temporary Employment	81,554	76,120	50,034	(29,141)	73,428
Emergency	61,749	18,040	18,500	781	19,920
Housing Assistance	185,476	4,377	26,406	6,474	65,451
General Fund	(5,577)	162	(73)	(18,090)	14,011
LGA Grant	85,879	13,262	(6,311)	(23,648)	11,764
Stipend	19,443	39,066	24,970	(17,635)	54,469
Educational Assistance	8,863	19,423	3,993	28,207	38,730
Land Claims	119,549	22,989	9,766	(15,214)	15,496
Veterans	80,627	(1)	0	0	7,171

Fund Type	Red Lake #18	Red Mesa	Red Rock	Red Valley	Rock Point
Capital Outlay	463,713	125,232	71,122	136,934	286,960
Sales Tax	122,913	(17,784)	21,281	19,384	70,531
Other	1,570	(6,909)	4,838	292	521
Temporary Employment	135,658	52,289	42,458	49,675	43,225
Emergency	58,731	2,135	51,448	29,655	8,577
Housing Assistance	35,503	12,574	16,548	64,537	47,885
General Fund	0	(98)	51,450	2	0
LGA Grant	45,463	(17)	48,313	18,155	3,990
Stipend	28,232	19,151	18,409	23,418	22,000
Educational Assistance	47,217	41	2,041	14,273	37,552
Land Claims	1,229	10,382	35,335	5,158	2,542
Veterans	4,575	4,875	0	17,259	1,552

Exhibit A

Fund Type	Rock Springs	Rough Rock	Round Rock	San Juan*	Sanostee
Capital Outlay	294,798	34,429	376,174	751,525	233,721
Sales Tax	22,748	0	205,241	32,084	110,080
Other	3,498	16,851	13,984	215,825	8,595
Temporary Employment	41,801	35,110	50,220	47,694	89,677
Emergency	28,637	3,922	51,005	34,122	78,232
Housing Assistance	44,814	7,734	35,178	36,521	202,967
General Fund	2,609	(2,978)	3	9,219	4,956
LGA Grant	81,196	7,068	19,394	149,481	26,404
Stipend	34,905	20,700	20,692	18,900	29,775
Educational Assistance	24,171	3,878	27,475	31,004	14,744
Land Claims	25,452	25,194	18,651	14,527	(2,039)
Veterans	0	0	28,273	10,821	38,393

Fund Type	Sawmill	Sheep Springs*	Shiprock	Shonto*	Smith Lake
Capital Outlay	418,134	185,447	57,516	133,775	133,689
Sales Tax	29,170	28,839	163,162	4,819	6,568
Other	5,719	10,419	45,188	1,140,512	4,819
Temporary Employment	(17,159)	75,488	79,015	8,312	4,006
Emergency	22,837	1,409	14,910	12,179	12,444
Housing Assistance	54	5,199	25,503	78,095	19,925
General Fund	1,270	143,031	2,782	0	757
LGA Grant	(104,270)	3,930	26,581	18,706	8,679
Stipend	(80,558)	19,533	14,859	17,900	26,012
Educational Assistance	(22,445)	517	1,918	8,614	0
Land Claims	4,172	7,366	27,233	6,215	7,800
Veterans	(838)	163	9,308	323	3,287

Fund Type	St. Michaels	Tse'ii'ahi (Standing Rock)	Steamboat*	Tólikan (Sweetwater)*	Tachee/Blue Gap
Capital Outlay	120,960	314,841	234,428	182,692	187,452
Sales Tax	364,562	(761)	96,614	53,412	93,686
Other	55,053	62,689	177,181	101,619	2,363
Temporary Employment	8,501	39,427	75,856	10,777	113,519
Emergency	83,942	26,207	80,110	37,846	1,332
Housing Assistance	21,026	22,232	53,141	22,883	93,774
General Fund	0	(661)	0	57,155	181,640
LGA Grant	44,807	6,228	10,256	2,915	8,631
Stipend	22,799	20,880	28,400	18,917	21,492
Educational Assistance	(4,984)	30,668	575	8,841	4,807
Land Claims	58,379	5,538	3,787	7,322	6,019
Veterans	(0)	12,657	675	13,650	2,405

Fund Type	Teec Nos Pos	Teesto*	Thoreau	Toadlena/Two Grey Hills*	Tohajiilee
Capital Outlay	243,544	159,649	350,359	157,504	91,456
Sales Tax	41,133	116,301	9,928	56,916	0
Other	26,589	69,036	8,803	6,363	3,103
Temporary Employment	24,570	61,103	70,157	33,200	26,936
Emergency	30,423	2,386	88,627	29,512	4,601
Housing Assistance	41,779	31,872	48,394	35,210	7,803
General Fund	1,848	92,144	12,179	54,735	25,045
LGA Grant	20,142	29,148	7,970	4,732	19,048
Stipend	27,852	17,516	28,562	19,050	21,113
Educational Assistance	20,866	2,850	25,067	19,478	4,520
Land Claims	15,077	9,794	13,278	4,358	4,564
Veterans	23	38	95	0	6,112

Exhibit A

Fund Type	Tohatchi	Tolani Lake	Tonalea*	Torreon/Star Lake	Tsaile/Wheatfields
Capital Outlay	250,214	110,302	398,166	439,364	193,408
Sales Tax	94,649	22,276	89,975	43,015	38,479
Other	14,951	38,020	182,223	8,389	(6,528)
Temporary Employment	64,198	14,606	112,152	57,389	36,434
Emergency	3,656	9,563	79,050	11,995	65,130
Housing Assistance	109,434	10,713	186,782	39,173	40,907
General Fund	3,307	(224)	67,653	4,188	(42,685)
LGA Grant	14,869	18,889	113,767	55,844	7,335
Stipend	20,851	17,535	21,657	22,587	39,670
Educational Assistance	33,477	24,751	110,926	45,656	(15,258)
Land Claims	21,907	3,621	51,195	14,280	(32,646)
Veterans	1,432	0	3,013	0	3,371

Fund Type	Tsayatoh	Tselani/Cottonwood	Tō Nanees Dizi (Tuba City)*	Bahastl'ah (Twin Lakes)	Upper Fruitland*
Capital Outlay	284,421	137,130	423,425	242,233	414,373
Sales Tax	7,117	152,225	3,593,363	41,171	183,642
Other	748	9,054	518,087	7,186	249,955
Temporary Employment	14,963	90,341	14,053	50,277	36,758
Emergency	24,004	27,138	0	55,062	82,610
Housing Assistance	19,126	27,553	9,373	12,637	21,047
General Fund	0	(308)	114,314	322	145,464
LGA Grant	45,164	2,690	59,236	(491)	127,645
Stipend	18,547	18,900	56,291	18,366	34,695
Educational Assistance	25,124	27,075	5,291	0	9,750
Land Claims	7,324	8,523	13,333	8,525	16,990
Veterans	0	1,974	43,544	0	7,492

Fund Type	Whippoorwill*	White Rock*	Whitecone	Whitehorse Lake	Wide Ruins
Capital Outlay	547,153	316,074	69,188	209,777	349,868
Sales Tax	101,054	4,528	26,716	(3,757)	101,716
Other	145,590	307,576	7,874	612	8,443
Temporary Employment	73,298	100,130	37,068	5,828	65,774
Emergency	50,665	24,150	3,310	21	53,623
Housing Assistance	36,721	848	(3,882)	5,554	34,434
General Fund	5,061	26,617	4	(8,399)	0
LGA Grant	2,775	21,652	4,579	347	20,251
Stipend	19,648	18,071	18,301	16,049	24,848
Educational Assistance	56,785	15,850	(9,689)	1,144	17,230
Land Claims	80	153	12,357	(86)	16,259
Veterans	3,072	1,596	5,484	0	3,773